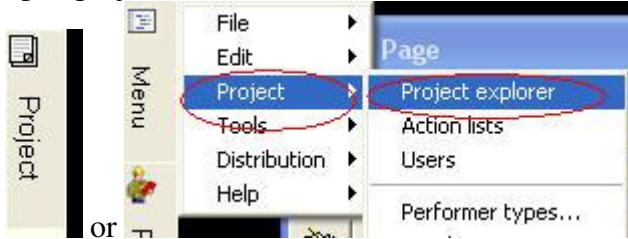
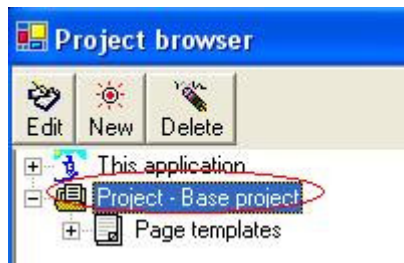


Lesson 14. Project management

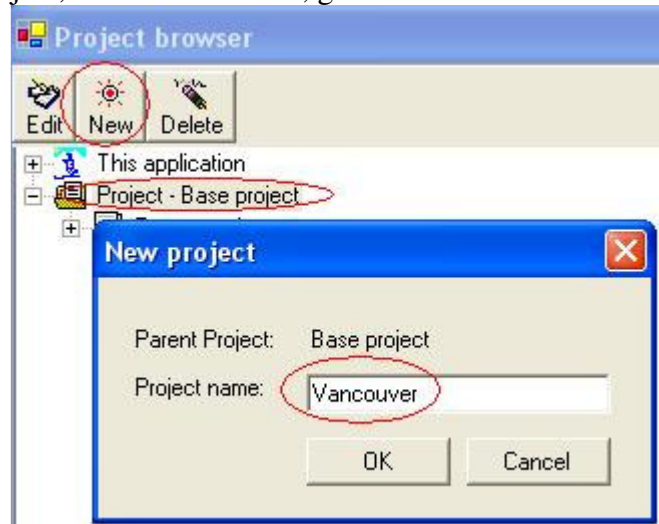
If you are developing a large application with many pages, you may create sub-projects to group the pages. Click Projects button or choose “Project | Project Explorer” menu to open project browser window.



You will see a Base project:



All pages belong to projects. Every project has a home page. Select the Base project, Click New button, give a name



A new sub-project is created under Base project, a new page is automatically created for the project as home page of the project.



All pages for a project are listed under “Page templates”. Select “Page templates”, click New button, a new page template and an instance of the page is created for that project:



You may drag a project and drop it to another project to make it a sub-project of the other project:

